

Construct Validity of the WISC–IV^{UK} With a Large Referred Irish Sample

Marley W. Watkins

Department of Educational Psychology, Baylor University, Waco, Texas, USA

Gary L. Canivez

Department of Psychology, Eastern Illinois University, Charleston, Illinois, USA

Trevor James, Kate James, and Rebecca Good

Éirim: The National Assessment Agency, Ltd., Dublin, Ireland

Irish educational psychologists frequently use the Wechsler Intelligence Scale for Children–Fourth U.K. Edition (WISC–IV^{UK}) in clinical assessments of children with learning difficulties. Unfortunately, reliability and validity studies of the WISC–IV^{UK} have not yet been reported. This study examined the construct validity of WISC–IV^{UK} core subtest scores obtained from evaluations to assess learning difficulties in 794 Irish children (494 boys and 300 girls). One through four first-order factor models and indirect (higher-order) versus direct (bi-factor) hierarchical models were examined and compared using confirmatory factor analyses. The oblique four-factor Wechsler model provided the best fit to these data, but meaningful differences in fit statistics were not observed between this oblique four-factor model and rival indirect hierarchical and direct hierarchical models. For theoretical reasons, the direct (bi-factor) hierarchical model provided the best explanation of the WISC–IV^{UK} factor structure. The general factor accounted for 63.7% of the common variance, whereas first-order factors each accounted for 8.6% to 9.6% of the common variance. Thus, the results with referred Irish children were similar to those from other investigations, further demonstrating the replication of the Wechsler Intelligence Scale for Children–Fourth Edition factor structure across cultures and the importance of focusing primary interpretation on the Full Scale Intelligence Quotient.

Keywords: Clinical assessment, cognitive assessment, intelligence, intelligence test, measurement/statistics

Wechsler intelligence scales have enjoyed immense popularity among educational (school) psychologists and clinical psychologists (Alfonso, Oakland, LaRocca, & Spanakos, 2000; Alfonso & Pratt, 1997; Belter & Piotrowski, 2001; Goh, Teslow, & Fuller, 1981; Hutton, Dubes, & Muir, 1992; Kaufman & Lichtenberger, 2000; Oakland & Hu, 1992; Pfeiffer, Reddy, Kletzel, Schmelzer, & Boyer, 2000; Stinnett, Havey, & Oehler-Stinnett, 1994;

Watkins, Campbell, Nieberding, & Hallmark, 1995). Wechsler scales have been translated, adapted, and normed for use in other countries with different languages and cultures (Georgas, van de Vijver, Weiss, & Saklofske, 2003) and some evidence of factor invariance has been reported across cultures and between standardization and clinical samples (Chen, Keith, Weiss, Zhu, & Li, 2010; Chen & Zhu, 2012; Weiss, Keith, Zhu, & Chen, 2013a, 2013b).

During the U.S. revision of the Wechsler Intelligence Scale for Children–Third Edition (Wechsler, 1991), the British version was simultaneously revised and normed for use in the United Kingdom. The Wechsler Intelligence Scale for Children–Fourth Edition (WISC–IV; Wechsler,

Submitted January 21, 2013; accepted April 7, 2013.

Correspondence should be addressed to Marley W. Watkins, Department of Educational Psychology, Baylor University, One Bear Place #97301, Waco, TX 76798-7301, USA. E-mail: tmarley_watkins@baylor.edu

2003a) was a major revision that included the addition of new subtests (Picture Concepts, Letter-Number Sequencing, Matrix Reasoning, Cancellation, and Word Reasoning) and the deletion of others (Picture Arrangement, Object Assembly, and Mazes). Although the Full Scale Intelligence Quotient (FSIQ) was retained as an estimate of general intelligence, the Verbal and Performance IQs were deleted, and greater emphasis was placed on interpretation of factor index scores (Verbal Comprehension [VC], Perceptual Reasoning [PR], Working Memory [WM], and Processing Speed [PS]; Wechsler, 2003b; Weiss, Saklofske, & Prifitera, 2005; Williams, Weiss, & Rolfhus, 2003). The WISC-IV revision for use in the United Kingdom with U.K. norms was published one year later as the Wechsler Intelligence Scale for Children-Fourth U.K. Edition (WISC-IV^{UK}; Wechsler, 2004).

The WISC-IV^{UK} *Administration and Scoring Manual* provides a brief description of the standardization project including stratification and detailed information on administration, scoring, and analysis of index score and subtest score comparisons. Although raw score mean and standard deviation comparisons between the U.K. standardization sample and the U.S. standardization sample were provided in that manual, no further examinations of the U.K. standardization sample were reported. The WISC-IV *Technical and Interpretive Manual* (Wechsler, 2003b) provided with the WISC-IV^{UK} is the version based on the U.S. standardization sample and supplemental validity samples. There is no mention in the WISC-IV *Technical and Interpretive Manual* of psychometric analyses with the U.K. sample.

Although the WISC-IV^{UK} *Administration and Scoring Manual* states, “confidence in WISC-IV^{UK} score interpretation is based on the extensive US standardization study” (Wechsler, 2004, p. 284), there are no reports of analyses beyond mean and standard deviation comparisons with the U.S. sample. Raw score means and standard deviations were similar between the U.K. and U.S. samples (Wechsler, 2004); however, reliability estimates and standard errors of measurement were based on the larger U.S. sample and no validity data were presented for the U.K. sample. Searches of the extant literature produced no studies reporting on the psychometric features of the WISC-IV^{UK} with the standardization sample. Do other psychometric features of the WISC-IV based on U.S. samples generalize to children in the United Kingdom? Without extensive psychometric examination of the reliability, validity, and diagnostic efficiency/utility with the U.K. standardization sample much remains unknown regarding proper interpretation of WISC-IV^{UK} scores.

Examination and reporting on the internal structure of the WISC-IV provided in the WISC-IV *Technical and Interpretive Manual* (Wechsler, 2003b) did not include a higher-order factor analysis to verify and describe the implied and theoretical structure of the WISC-IV. Three

independent WISC-IV studies (Bodin, Pardini, Burns, & Stevens, 2009; Watkins, 2006; Watkins, Wilson, Kotz, Carbone, & Babula, 2006) examined the higher-order structure of the WISC-IV and found that the majority of subtest variance was associated with the higher-order general intelligence dimension and substantially smaller amounts of variance were related to the first-order factors. This is a consistent finding among Wechsler scales, specifically, as also observed with the French WISC-IV (Golay, Reverte, Rossier, Favez, & Lecerf, 2012), the French Wechsler Adult Intelligence Scale-Third Edition (WAIS-III; Golay & Lecerf, 2011), and the Wechsler Adult Intelligence Scale-Fourth Edition (WAIS-IV; Canivez & Watkins, 2010a, 2010b), as well as intelligence tests, in general (Canivez, 2008, 2011; Canivez, Konold, Collins, & Wilson, 2009; Dombrowski & Watkins, 2013; Dombrowski, Watkins, & Brogan, 2009; Nelson & Canivez, 2012; Nelson, Canivez, Lindstrom, & Hatt, 2007).

WISC-IV content and structure reflect current conceptualizations of intelligence articulated by Carroll, Cattell, and Horn (Carroll, 1993, 2003; Cattell & Horn, 1978; Horn, 1991; Horn & Cattell, 1966) and other WISC-IV internal structure studies have examined alternate structural models based on the Cattell-Horn-Carroll (CHC; McGrew, 1997, 2005) framework. Support for CHC-based structural models of the WISC-IV has been reported (Chen, Keith, Chen, & Chang, 2009; Keith, Fine, Taub, Reynolds, & Kranzler, 2006; Lecerf, Rossier, Favez, Reverte, & Coleaux, 2010; Weiss et al., 2013b), where the basic Wechsler structure is retained for subtests and associations with the VC (G_c), WM (G_{sm})—except arithmetic—and PS (G_s); but, the PR dimension is divided into two CHC factors where Block Design and Picture Completion measure visual processing (G_v) and Matrix Reasoning and Picture Concepts measure fluid reasoning (G_f). However, standardized paths from g to G_f were 1.00 (Keith, 2005; Keith et al., 2006; Weiss et al., 2013b) with the U.S. standardization sample, 0.98 (Chen et al., 2009) with the Taiwan WISC-IV, and 1.00 (Lecerf et al., 2010) with the French WISC-IV basic CHC model patterned after Keith et al. (2006); but only 0.84 with the final modified six-factor CHC model of the French WISC-IV (Lecerf et al., 2010). This indicated that G_f was isomorphic with the higher-order g factor and not supportive of a CHC model. The exception was the modified six-factor CHC model of the French WISC-IV that suggested cultural differences (Lecerf et al., 2010). Isomorphism of G_f with higher-order g has also been observed in studies of various versions of the WAIS (Benson, Hulac, & Kranzler, 2010; Golay & Lecerf, 2011; Weiss et al., 2013a), but a recent study has suggested that isomorphism of G_f with higher-order g may be an artifact of confirmatory factor analysis (CFA) statistical procedures (Golay et al., 2012). It is also possible that results of Golay et al. may be unique to the French WISC-IV.

Educational psychologists in the Republic of Ireland frequently use the WISC-IV^{UK} with the U.K. norms in clinical evaluations but there are no separate norms for Irish children. There are no equivalence or validity studies examining WISC-IV performance of Irish children compared to British or American children so, as with British children, proper interpretation of the WISC-IV^{UK} scores is unknown. To examine the construct validity of the WISC-IV^{UK} with an Irish sample, CFAs were used to test various theoretical models to determine the best fitting models identical to those examined by Watkins (2010). Based on results of Watkins (2010), Golay et al. (2012), and Gignac (2005, 2006), it was hypothesized that the direct hierarchical (bi-factor model as originally specified by Holzinger & Swineford, 1937) model allowing the general intelligence factor to *directly* influence WISC-IV^{UK} subtest performance would best explain the WISC-IV^{UK} structure with a sample of Irish children. Although some have examined a number of CHC-inspired theoretical structures, this requires all 15 WISC-IV subtests to be administered, which most clinicians rarely do (Watkins, 2010). Because data currently available for Irish children included only the 10 core WISC-IV^{UK} subtests, CHC-based structures could not be examined.

METHOD

Participants and Procedures

Participants were 794 Irish children from the Republic of Ireland between the ages of 6 years, 0 months to 16 years, 9 months who were referred to an educational psychologist for evaluation of learning difficulties. Some children were referred for evaluation by their parents, but the vast majority of children were referred by their schools to determine eligibility for special education services or accommodations. Participants resided in the five major cities (Cork, Dublin, Galway, Limerick, and Waterford) in Ireland (19%), as well as in small towns and rural areas (81%). The largest portion of the sample were boys ($n = 494$; 62.2%), as is typically observed in educational evaluation referrals. The mean age of the sample was 10.74 years ($SD = 2.56$) and bimodal in nature, with peaks at 8 and 12 years of age. This represented three to four years following entry into primary schools and entrance into post-primary school, respectively. Unfortunately, agency practice and confidentiality standards allowed no other demographic information to be included in this archival dataset.

All WISC-IV^{UK} administrations were conducted by one of three educational psychologists according to the standardized procedure. Only children with complete data for all 10 core subtests were included in analyses. Institutional review board approval was obtained but all data were de-identified and no personal information included.

Instrument

The WISC-IV (Wechsler, 2003a) is a test of general intelligence and is composed of 15 subtests ($M_s = 10$, $SD_s = 3$), 10 of which are mandatory and contribute to measurement of four factor-based index scores: Verbal Comprehension Index, Perceptual Reasoning Index, Working Memory Index, and Processing Speed Index. Each of the four indexes is expressed as a standard score ($M_s = 100$, $SD_s = 15$). The FSIQ is composed of 10 core subtests (three VC, three PR, two WM, and two PS). The WISC-IV was anglicised and adapted for the United Kingdom in 2002 through item review and minor changes in items or language, spelling, and order of item difficulty (Wechsler, 2004). The resulting WISC-IV^{UK} was standardized and normed on a sample of 780 children between the ages of 6 years, 0 months and 16 years, 11 months who were representative of the U.K. population stratified by geographic region, gender, race/ethnicity, and parent education level (Wechsler, 2004). Of the 780 children in the standardization sample, 17 (2.2%) were from Northern Ireland. There are no separate norms for children in Ireland generally or the Republic of Ireland specifically. Reliability and validity data based on the WISC-IV^{UK} standardization sample were not provided in the WISC-IV^{UK} manual and standard errors of measurement were taken from the U.S. version of the WISC-IV.

Analyses

Mplus 7 for Macintosh (Muthén & Muthén, 2012) was used to conduct CFAs using maximum likelihood estimation. Consistent with previous WISC-IV structural analyses, four first-order models and two hierarchical models were specified and examined: (a) one factor; (b) two oblique verbal and nonverbal factors; (c) three oblique verbal, perceptual, and combined working memory/processing speed factors; (d) four oblique verbal, perceptual, working memory, and processing speed factors; (e) an indirect hierarchical (higher-order) model (as per Bodin et al., 2009) with four first-order factors; and (f) a direct hierarchical (bi-factor) model (as per Watkins, 2010) with four first-order factors. See Gignac (2008) for a detailed description of direct and indirect hierarchical models.

Although contentious (Marsh, Hau, & Wen, 2004), Hu and Bentler (1998, 1999) recommended a dual criterion to guard against both Type-1 and Type-2 errors with values of .95 for the comparative fit index (CFI) and .06 for the root mean square error of approximation (RMSEA). Higher CFI values and lower RMSEA values indicate better fit. These two indexes were supplemented with chi-square and Akaike information criterion (AIC) values. Nonsignificant chi-square values tend to indicate good model fit. Smaller AIC values indicate better fit after accounting for model complexity. Not all models were nested, so meaningful

differences between well-fitting models were evaluated using $\Delta CFI > +.01$ (Cheung & Rensvold, 2002) and $\Delta RMSEA > -.015$ (Chen, 2007) as standards.

Finally, latent factor reliabilities were estimated with coefficient omega (ω) and omega hierarchical (ω_h) as programmed by Watkins (2013). Omega estimated the reliability of the latent factor that combines the general and specific factor variance, whereas omega hierarchical (what Reise, 2012, termed the “omega subscale”) estimated the reliability of the latent factor with the general factor variance removed (Brunner, Nagy, & Wilhelm, 2012).

RESULTS

Descriptive statistics for participants’ mean WISC-IV^{UK} subtest, factor index, and FSIQ scores are presented in Table 1 and illustrate univariate normality with the largest skewness

TABLE 1
WISC-IV^{UK} Descriptive Statistics for 794 Irish Children

Scale	M	SD	Skewness	Kurtosis
Block Design	7.71	2.71	+.35	+.19
Similarities	8.46	2.74	+.22	-.33
Digit Span	7.62	2.63	+.17	+.31
Picture Concepts	9.15	2.81	-.30	+.31
Coding	8.15	2.76	+.31	+.21
Vocabulary	6.86	2.65	+.33	+.12
Letter-Number Sequencing	7.80	2.63	-.52	-.27
Matrix Reasoning	7.32	2.70	+.11	-.26
Comprehension	8.07	2.85	-.12	-.04
Symbol Search	8.41	2.73	-.34	+.01
Verbal Comprehension Index	87.19	13.90	+.08	+.02
Perceptual Reasoning Index	88.14	13.51	-.03	+.03
Working Memory Index	86.53	12.85	-.22	-.07
Perceptual Speed Index	90.40	13.30	+.03	+.19
FSIQ	84.92	13.06	+.03	+.06

Note. Mardia’s (1970) multivariate kurtosis was 3.27. WISC-IV^{UK} = Wechsler Intelligence Scale for Children-Fourth U.K. Edition; FSIQ = Full Scale Intelligence Quotient.

index of $-.52$ and the largest kurtosis index of $-.33$. Mardia’s (1970) standardized multivariate kurtosis estimate for these data was 3.27 and well under the criterion of $|5.0|$ for multivariate normality (Byrne, 2006). WISC-IV^{UK} means for this sample were approximately 1 SD lower than the normative means and there was less variability observed among participants. Lower subtest, factor index, and FSIQ scores in referred samples are frequently observed (Canivez & Watkins, 1998; Watkins, 2010).

Model fit statistics presented in Table 2 illustrate the increasingly better fit from one to four factors; however, fit statistics indicated that the one-, two-, and three-factor models were inadequate. The correlated four-factor (VC, PR, WM, and PS) model provided the best fit to these data, but meaningful differences in fit statistics (CFI and RMSEA) were not observed between the four, first-order factor (see Figure 1), indirect hierarchical (see Figure 2), and direct hierarchical (see Figure 3) models. Because the four WISC-IV^{UK} latent factors were highly correlated, a higher-order structure is implied (Gorsuch, 1988), making the correlated four-factor model an inadequate explanation of the factor structure. Both the direct and indirect hierarchical models exhibited good fit according to Hu and Bentler’s (1998, 1999) dual criteria. Neither was statistically superior to the other, but the direct hierarchical model offers several benefits (Brunner et al., 2012; Reise, 2012), so it was selected as the best explanation of the WISC-IV^{UK} factor structure.

Table 3 presents decomposed WISC-IV^{UK} subtest variance estimates based on the direct hierarchical model. The general factor accounted for 63.7% of the common variance and 36.7% of the total variance, the VC factor accounted for 9.4% of the common variance and 5.4% of total variance, the PR factor accounted for 8.6% of the common variance and 5.0% of total variance, the WM factor accounted for 8.7% of the common variance and 5.0% of the total variance, and the PS factor accounted for 9.6% of the common variance and 5.5% of the total variance (see Table 3). Thus, the higher-order *g* factor accounted for substantially greater

TABLE 2
Confirmatory Factor Analysis Fit Statistics for Six Structural Models of the Wechsler Intelligence Scale for Children-Fourth U.K. Edition Among 794 Irish-Referred Children

Model	χ^2	df	CFI	RMSEA	90% CI	AIC
One factor	437.56	35	.867	.120	.110-.131	35,834.8
Two factors (V & NV)	303.48	34	.911	.100	.090-.110	35,702.8
Three factors (VC, PR, & WM + PS)	186.90	32	.949	.078	.067-.089	35,590.2
Four factors (VC, PR, WM, & PS)	62.09	29	.989	.038	.025-.051	35,471.4
Indirect hierarchical	85.62	31	.982	.047	.035-.059	35,490.9
Direct hierarchical ^a	78.14	27	.983	.049	.036-.062	35,491.4

Note. CFI = comparative fit index; RMSEA = root mean square error of approximation; CI = confidence interval; AIC = Akaike information criterion; V = Verbal; NV = Nonverbal; VC = Verbal Comprehension; PR = Perceptual Reasoning; WM = Working Memory; PS = Processing Speed. In the Wechsler first-order four-factor model, correlations are between the following: VC and PR = .81, VC and WM = .63, VC and PS = .49, PR and WM = .61, PR and PS = .63, and WM and PS = .55.

^aTwo indicators of third and fourth factors were constrained to be equal to ensure identification.

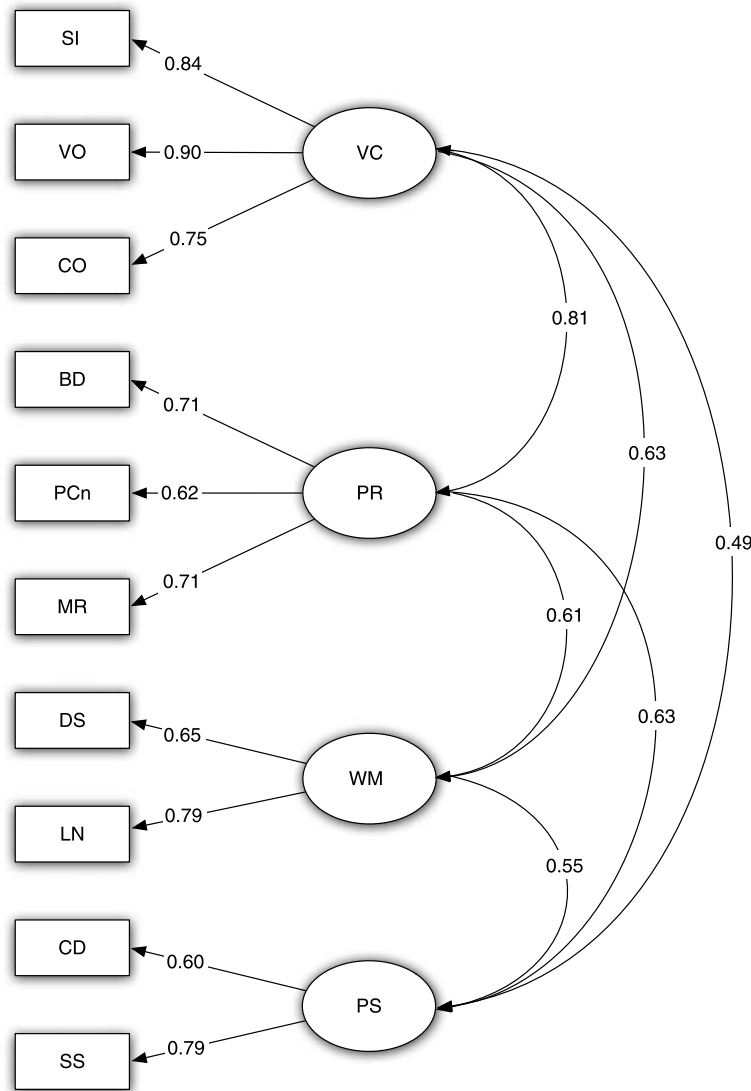


FIGURE 1 Correlated four-factor first-order measurement model, with standardized coefficients, for the Wechsler Intelligence Scale for Children-Fourth^{UK} Edition (Wechsler, 2004) for 794 Irish referred children. SI = Similarities, VO = Vocabulary, CO = Comprehension, BD = Block Design, PCn = Picture Concepts, MR = Matrix Reasoning, DS = Digit Span, LN = Letter-Number Sequencing, CD = Coding, and SS = Symbol Search, VC = Verbal Comprehension factor, PR = Perceptual Reasoning factor, WM = Working Memory factor, PS = Processing Speed factor, g = General Intelligence.

portions of WISC-IV^{UK} common and total variance relative to the factor index scores. Omega hierarchical (ω_h) coefficients presented in Table 3 estimated the reliability of the latent constructs with the effects of other constructs removed. In the case of the four WISC-IV^{UK} factor indexes, ω_h coefficients estimated the scale reliabilities with the effects of the general factor removed and ranged from .143 (PR) to .376 (PS).

DISCUSSION

Factor analyses in this study of Irish children administered the WISC-IV^{UK} in clinical evaluations provided strong

replication of previous examinations of the internal structure of the WISC-IV (Bodin et al., 2009; Keith, 2005; Lecerf et al., 2006; Watkins, 2006, 2010; Wechsler, 2003b; Weiss et al., 2013b) with all 10 core subtests providing measurement of a broad general intelligence dimension and four specific first-order dimensions (VC, PR, WM, and PS). These results are also similar to those found with other versions of Wechsler scales (Canivez & Watkins, 2010a, 2010b; Gignac, 2005, 2006; Weiss et al., 2013a).

More specifically, these analyses supported the direct hierarchical (bi-factor) model, as have others (Gignac, 2005, 2006; Golay & Lecerf, 2011; Watkins, 2010). By specifying a direct hierarchical model, influences of *g* are direct to the

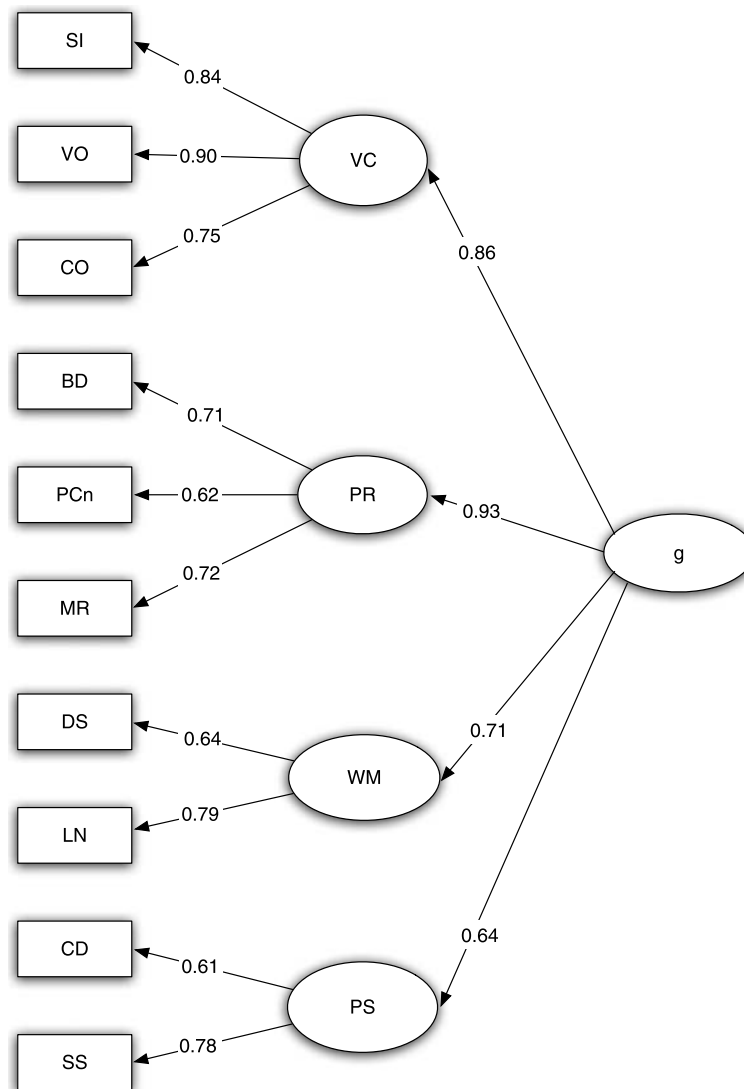


FIGURE 2 Indirect hierarchical measurement model, with standardized coefficients, for the Wechsler Intelligence Scale for Children-Fourth^{UK} Edition (Wechsler, 2004) for 794 Irish referred children. SI = Similarities, VO = Vocabulary, CO = Comprehension, BD = Block Design, PCn = Picture Concepts, MR = Matrix Reasoning, DS = Digit Span, LN = Letter-Number Sequencing, CD = Coding, and SS = Symbol Search, VC = Verbal Comprehension factor, PR = Perceptual Reasoning factor, WM = Working Memory factor, PS = Processing Speed factor, g = General Intelligence.

subtests as are influences of the four primary factors (VC, PR, WM, and PS), rather than subtest influences of *g* being mediated by the four specific factors prescribed in a higher-order model. The direct hierarchical (bi-factor) model allows *g* to be closer to the indicators (subtests) and *g* is conceptualized more as a breadth factor, rather than a superordinate factor (Gignac, 2008). This seems more consistent with Spearman's (1904, 1927) conceptualization of general intelligence. By placing the general factor at the same level as the specific factors the direct hierarchical model is not really "hierarchical" as is the higher-order model that has dominated research on the structure of intelligence tests in the United States.

Decomposed variance estimates based on the direct hierarchical (bi-factor) model (see Figure 3) presented in Table 3 illustrate that the greatest portions of subtest variance were associated with the *g* factor and smaller portions of variance were associated with the four primary factors. Numerous studies of Wechsler scales and other intelligence tests have consistently found that the greatest portions of total and common variance are apportioned to the second-order *g* dimension (or bi-factor/direct hierarchical *g*), which is estimated by the FSIQ score, and much smaller portions of total and common variance are apportioned to the first-order or specific dimensions, estimated by the respective factor index scores. This has been documented for the WISC-IV (Bodin

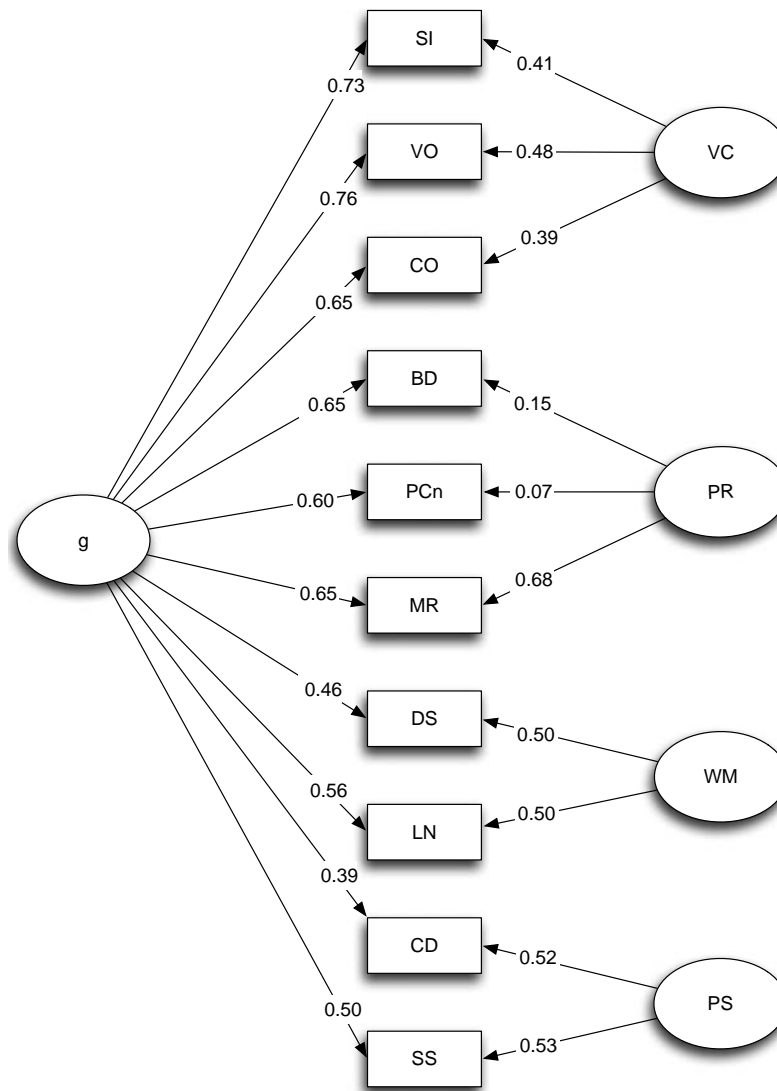


FIGURE 3 Direct hierarchical measurement model, with standardized coefficients, for the Wechsler Intelligence Scale for Children-Fourth^{UK} Edition (Wechsler, 2004) for 794 Irish referred children. SI = Similarities, VO = Vocabulary, CO = Comprehension, BD = Block Design, PCn = Picture Concepts, MR = Matrix Reasoning, DS = Digit Span, LN = Letter-Number Sequencing, CD = Coding, and SS = Symbol Search, VC = Verbal Comprehension factor, PR = Perceptual Reasoning factor, WM = Working Memory factor, PS = Processing Speed factor, g = General Intelligence.

et al., 2009; Watkins, 2006; Watkins et al., 2006), French WISC-IV (Golay et al., 2012), Stanford-Binet Intelligence Scales-Fifth Edition (Roid, 2003; see also Canivez, 2008), Wechsler Abbreviated Scale of Intelligence (Psychological Corporation, 1999) and Wide Range Intelligence Test (Glutting, Adams, & Sheslow, 2000; see also Canivez et al., 2009), Reynolds Intellectual Assessment Scales (Reynolds & Kamphaus, 2003; see also Dombrowski et al., 2009; Nelson & Canivez, 2012; Nelson et al., 2007), Cognitive Assessment System (Naglieri & Das, 1997; see also Canivez, 2011), French WAIS-III (Golay & Lecerf, 2011), WAIS-IV (Canivez & Watkins, 2010a, 2010b; Niileksela et al., 2012), and the Woodcock-Johnson-Third Edition Psychoeduca-

tional Battery (Woodcock, McGrew, & Mather, 2001; see also Dombrowski & Watkins, 2013). The implication of these consistent findings is that the overall, omnibus FSIQ score should retain primary interpretive weight, rather than the first-order, specific, factor-based index scores.

Examination of reliability of the latent constructs indicated that the broad *g* factor had strong estimates allowing individual interpretation ($\omega = .904$, $\omega_h = .802$), but the ω_h estimates for the four WISC-IV^{UK} narrow specific factors were very low (.143-.376) and extremely limited for measuring unique constructs (Brunner et al., 2012; Reise, 2012) and not high enough for individual interpretation. For comparison purposes, standardized path

TABLE 3

Sources of Variance in the Wechsler Intelligence Scale for Children-Fourth U.K. Edition Irish Sample According to a Direct Hierarchical Model

Subtest	General		VC		PR		WM		PS		h^2	u^2
	<i>b</i>	Var	<i>b</i>	Var	<i>b</i>	Var	<i>b</i>	Var	<i>b</i>	Var		
Similarities	.725	.526	.411	.169							.695	.305
Vocabulary	.763	.582	.477	.228							.810	.190
Comprehension	.648	.420	.385	.148							.568	.432
Block Design	.654	.428			.152	.023					.451	.549
Picture Concepts	.604	.365			.071	.005					.370	.630
Matrix Reasoning	.652	.425			.684	.468					.893	.107
Digit Span	.459	.211					.501	.251			.462	.538
Letter-Number Sequencing	.563	.317					.500	.250			.567	.433
Coding	.389	.151							.523	.274	.425	.575
Symbol Search	.500	.250							.528	.279	.529	.471
Total variance (%)	36.7		5.4		5.0		5.0		5.5		57.7	42.3
Common variance (%)	63.7		9.4		8.6		8.7		9.6		100.0	-
ω	.904		.870		.777		.678		.644		-	-
ω_h	.802		.228		.143		.332		.376		-	-

Note. $N = 794$. b = standardized loading of subtest on factor; Var = variance explained in the subtest; h^2 = communality; u^2 = uniqueness; VC = Verbal Comprehension; PR = Perceptual Reasoning; WM = Working Memory; PS = Processing Speed; ω = omega; ω_h = omega hierarchical.

coefficients from Watkins (2010) were used to calculate omega hierarchical and present results were quite similar. The ω_h estimates for the four WISC-IV narrow specific factors from Watkins (2010) were also very low (.112-.388). Canivez (in press) also reported very low ω_h coefficients for the four WISC-IV specific factors (.098-.330) in a sample of referred children demographically similar to Watkins (2010). In contrast to cross-battery (Flanagan, Alfonso, & Ortiz, 2012) and clinical (Weiss et al., 2005) interpretation approaches, these results further support primary interpretation of the FSIQ for the WISC-IV^{UK}.

Limitations

Limitations of this study are primarily that of a restricted and nonrandom clinical sample of Irish students referred for evaluations of educational difficulties. Generalization to other populations is not recommended, despite the identical or similar results obtained with normative samples or large referred samples outside of Ireland. As no psychometric studies of the WISC-IV^{UK} with British (normative or clinical) or Irish samples are presently available, it is impossible to know how the structure based on this sample compares to the British normative sample or to a normative Irish sample. Clearly there is great need for publication of such critical psychometric information for the WISC-IV^{UK} normative sample.

CONCLUSION

Based on these results and strong replication of previous findings it seems prudent to focus WISC-IV^{UK} interpretation at the FSIQ level and if going beyond the FSIQ to interpret factor index scores with extreme caution so as not

to misinterpret or over-interpret scores given the small unique variance provided by the factor index scores. This conclusion is consistent with an extensive analysis of alternative methods of interpretation of intelligence tests, which recommended that "clinicians should restrain their clinical interpretations to the FSIQ score in most, if not all, instances" (Canivez, 2013, p. 96). Nevertheless, the WISC-IV^{UK} structure should be examined in relation to external variables or criteria such as academic achievement to determine what, if any, reliable achievement variance is incrementally accounted for by the WISC-IV^{UK} factor index scores beyond that accounted for by the FSIQ, as well as diagnostic utility studies.

ACKNOWLEDGEMENTS

This research was partially supported by a 2012 Summer Research Grant to Gary L. Canivez from the Council on Faculty Research, Eastern Illinois University. Preliminary analyses were presented at the 2012 annual convention of the American Psychological Association and the 8th conference of the International Test Commission.

ABOUT THE AUTHORS

Marley W. Watkins is Professor and Chairman of the Department of Educational Psychology at Baylor University in Waco, TX. His research interests include the study of individual differences.

Gary L. Canivez is Professor of Psychology at Eastern Illinois University principally involved in training school psychologists.

Trevor James, psychologist at Éirim: The National Assessment Agency, who offers individual psycho-educational assessment and training in educational assessment in Ireland.

Kate James, psychologist at Éirim: The National Assessment Agency, who offers individual psycho-educational assessment and training in educational assessment in Ireland.

Rebecca Good, psychologist at Éirim: The National Assessment Agency, who offers individual psycho-educational assessment and training in educational assessment in Ireland.

REFERENCES

- Alfonso, V. C., Oakland, T. D., LaRocca, R., & Spanakos, A. (2000). The course on individual cognitive assessment. *School Psychology Review, 29*, 52–64.
- Alfonso, V. C., & Pratt, S. I. (1997). Issues and suggestions for training professionals in assessing intelligence. In D. P. Flanagan, J. L. Genshaft & P. L. Harrison (Eds.), *Contemporary intellectual assessment: Theories, tests, and issues* (pp. 326–347). New York, NY: Guilford.
- Belter, R. W., & Piotrowski, C. (2001). Current status of doctoral-level training in psychological testing. *Journal of Clinical Psychology, 57*, 717–726.
- Benson, N., Hulac, D. M., & Kranzler, J. H. (2010). Independent examination of the Wechsler Adult Intelligence Scale–Fourth Edition (WAIS–IV): What does the WAIS–IV measure? *Psychological Assessment, 22*, 121–130.
- Bodin, D., Pardini, D. A., Burns, T. G., & Stevens, A. B. (2009). Higher order factor structure of the WISC–IV in a clinical neuropsychological sample. *Child Neuropsychology, 15*, 417–424.
- Brunner, M., Nagy, G., & Wilhelm, O. (2012). A tutorial on hierarchically structured constructs. *Journal of Personality, 80*, 796–846, doi:10.1111/j.1467-6494.2011.00749.x
- Byrne, B. M. (2006). *Structural equation modeling with EQS* (2nd ed.). Mahwah, NJ: Erlbaum.
- Canivez, G. L. (2008). Hierarchical factor structure of the Stanford–Binet Intelligence Scales–Fifth Edition. *School Psychology Quarterly, 23*, 533–541.
- Canivez, G. L. (2011). Hierarchical factor structure of the Cognitive Assessment System: Variance partitions from the Schmid–Leiman (1957) procedure. *School Psychology Quarterly, 26*, 305–317, doi:10.1037/a0025973
- Canivez, G. L. (in press). Construct validity of the WISC–IV with a referred sample: Direct versus indirect hierarchical structures. *School Psychology Quarterly*.
- Canivez, G. L. (2013). Psychometric versus actuarial interpretation of intelligence and related aptitude batteries. In D. H. Saklofske, C. R. Reynolds & V. L. Schwane (Eds.), *The Oxford handbook of child psychological assessment* (pp. 84–112). New York, NY: Oxford University Press.
- Canivez, G. L., Konold, T. R., Collins, J. M., & Wilson, G. (2009). Construct validity of the Wechsler Abbreviated Scale of Intelligence and Wide Range Intelligence Test: Convergent and structural validity. *School Psychology Quarterly, 24*, 252–265.
- Canivez, G. L., & Watkins, M. W. (1998). Long term stability of the Wechsler Intelligence Scale for Children–Third Edition. *Psychological Assessment, 10*, 285–291.
- Canivez, G. L., & Watkins, M. W. (2010a). Exploratory and higher-order factor analyses of the Wechsler Adult Intelligence Scale–Fourth Edition (WAIS–IV) adolescent subsample. *School Psychology Quarterly, 25*, 223–235, doi:10.1037/a0022046
- Canivez, G. L., & Watkins, M. W. (2010b). Investigation of the factor structure of the Wechsler Adult Intelligence Scale–Fourth Edition (WAIS–IV): Exploratory and higher order factor analyses. *Psychological Assessment, 22*, 827–836, doi:10.1037/a0020429
- Carroll, J. B. (1993). *Human cognitive abilities*. Cambridge, England: Cambridge University Press.
- Carroll, J. B. (2003). The higher-stratum structure of cognitive abilities: Current evidence supports g and about ten broad factors. In H. Nyborg (Ed.), *The scientific study of general intelligence: Tribute to Arthur R. Jensen* (pp. 5–21). New York, NY: Pergamon.
- Cattell, R. B., & Horn, J. L. (1978). A check on the theory of fluid and crystallized intelligence with description of new subtest designs. *Journal of Educational Measurement, 15*, 139–164.
- Chen, F. F. (2007). Sensitivity of goodness of fit indexes to lack of measurement invariance. *Structural Equation Modeling, 14*, 464–504.
- Chen, H., Keith, T. Z., Chen, Y. -H., & Chang, B. -S. (2009). What does the WISC–IV measure? Validation of the scoring and CHC-based interpretive approaches. *Journal of Research in Education Sciences, 54*, 85–108.
- Chen, H., Keith, T., Weiss, L., Zhu, J., & Li, Y. (2010). Testing for multigroup invariance of second-order WISC–IV structure across China, Hong Kong, Macau, and Taiwan. *Personality and Individual Differences, 49*, 677–682, doi:10.1016/j.paid.2011.10.006
- Chen, H., & Zhu, J. (2012). Measurement invariance of WISC–IV across normative and clinical samples. *Personality and Individual Differences, 52*, 161–166, doi:10.1016/j.paid.2011.10.006
- Cheung, G. W., & Rensvold, R. B. (2002). Evaluating goodness-of-fit indexes for testing measurement invariance. *Structural Equation Modeling, 9*, 233–255.
- Dombrowski, S. C., & Watkins, M. W. (2013, January 28). Exploratory and higher order factor analysis of the WJ–III full test battery: A school aged analysis. *Psychological Assessment*, Advance online publication. doi:10.1037/a0031335
- Dombrowski, S. C., Watkins, M. W., & Brogan, M. J. (2009). An exploratory investigation of the factor structure of the Reynolds Intellectual Assessment Scales (RIAS). *Journal of Psychoeducational Assessment, 27*, 494–507, doi:10.1177/0734282909333179
- Flanagan, D. P., Alfonso, V. C., & Ortiz, S. O. (2012). The cross-battery assessment approach: An overview, historical perspective, and current directions. In D. P. Flanagan & P. L. Harrison (Eds.), *Contemporary intellectual assessment: Theories, tests, and issues* (3rd ed., pp. 459–483). New York, NY: Guilford.
- Georgas, J., van de Vijver, F. J. R., Weiss, L. G., & Saklofske, D. H. (2003). A cross-cultural analysis of the WISC–III. In J. Georgas, L. G. Weiss & F. J. R. van de Vijver (Eds.), *Culture and children's intelligence: Cross-cultural analysis of the WISC–III* (pp. 277–313). San Diego, CA: Academic.
- Gignac, G. E. (2005). Revisiting the factor structure of the WAIS–R: Insights through nested factor modeling. *Assessment, 12*, 320–329, doi:10.1177/1073191105278118
- Gignac, G. E. (2006). The WAIS–III as a nested factors model: A useful alternative to the more conventional oblique and higher-order models. *Journal of Individual Differences, 27*, 73–86, doi:10.1027/1614-0001.27.2.73
- Gignac, G. E. (2008). Higher-order models versus direct hierarchical models: g as superordinate or breadth factor? *Psychology Science Quarterly, 50*, 21–43.
- Glutting, J. J., Adams, W., & Sheslow, D. (2000). *Wide Range Intelligence Test: Manual*. Wilmington, DE: Wide Range, Inc.
- Goh, D. S., Teslow, C. J., & Fuller, G. B. (1981). The practice of psychological assessment among school psychologists. *Professional Psychology, 12*, 696–706.
- Golay, P., & Lecerf, T. (2011). Orthogonal higher order structure and confirmatory factor analysis of the French Wechsler Adult Intelligence Scale (WAIS–III). *Psychological Assessment, 23*, 143–152, doi:10.1037/a0021230
- Golay, P., Reverte, I., Rossier, J., Favez, N., & Lecerf, T. (2012, November 12). Further insights on the French WISC–IV factor structure through Bayesian structural equation modeling (BSEM). *Psychological Assessment*, Advance online publication. doi:10.1037/a0030676
- Gorsuch, R. L. (1988). Exploratory factor analysis. In J. R. Nesselroade & R. B. Cattell (Eds.), *Handbook of multivariate experimental psychology* (2nd ed., pp. 231–258). New York, NY: Plenum.

- Holzinger, K. J., & Swineford, F. (1937). The bi-factor method. *Psychometrika*, 2, 41–54.
- Horn, J. L. (1991). Measurement of intellectual capabilities: A review of theory. In K. S. McGrew, J. K. Werder & R. W. Woodcock (Eds.), *Woodcock-Johnson technical manual* (Rev. ed., pp. 197–232). Itasca, IL: Riverside.
- Horn, J. L., & Cattell, R. B. (1966). Refinement and test of the theory of fluid and crystallized general intelligence. *Journal of Educational Psychology*, 57, 253–270.
- Hu, L. -T., & Bentler, P. M. (1998). Fit indices in covariance structure modeling: Sensitivity to under parameterized model misspecification. *Psychological Methods*, 3, 424–453.
- Hu, L. -T., & Bentler, P. M. (1999). Cutoff criteria for fit indexes in covariance structure analysis: Conventional criteria versus new alternatives. *Structural Equation Modeling: A Multidisciplinary Journal*, 5, 1–55.
- Hutton, J. B., Dubes, R., & Muir, S. (1992). Assessment practices of school psychologists: Ten years later. *School Psychology Review*, 21, 271–284.
- Kaufman, A. S., & Lichtenberger, E. O. (2000). *Essentials of WISC-III and WPPSI-R assessment*. New York, NY: Wiley.
- Keith, T. Z. (2005). Using confirmatory factor analysis to aid in understanding the constructs measured by intelligence tests. In D. P. Flanagan & P. L. Harrison (Eds.), *Contemporary intellectual assessment: Theories, tests, and issues* (2nd ed., pp. 581–614). New York, NY: Guilford.
- Keith, T. Z., Fine, J. G., Taub, G. E., Reynolds, M. R., & Kranzler, J. H. (2006). Higher-order, multi-sample, confirmatory factor analysis of the Wechsler Intelligence Scale for Children—Fourth Edition: What does it measure. *School Psychology Review*, 35, 108–127.
- Lecerf, T., Rossier, J., Favez, N., Reverte, I., & Coleaux, L. (2010). The four- vs. alternative six-factor structure of the French WISC-IV. *Swiss Journal of Psychology*, 69, 221–232, doi:10.1024/1421-0185/a000026
- Mardia, K. V. (1970). Measures of multivariate skewness and kurtosis with applications. *Biometrika*, 57, 519–530.
- Marsh, H. W., Hau, K. -T., & Wen, Z. (2004). In search of golden rules: Comment on hypothesis-testing approaches to setting cutoff values for fit indexes and dangers in overgeneralizing Hu and Bentler's (1999) findings. *Structural Equation Modeling*, 11, 320–341.
- McGrew, K. S. (1997). Analysis of the major intelligence batteries according to a proposed comprehensive G_f-G_c framework. In D. P. Flanagan, J. L. Genshaft & P. L. Harrison (Eds.), *Contemporary intellectual assessment: Theories, tests, and issues* (pp. 151–179). New York, NY: Guilford.
- McGrew, K. S. (2005). The Cattell-Horn-Carroll theory of cognitive abilities: Past, present, and future. In D. P. Flanagan & P. L. Harrison (Eds.), *Contemporary intellectual assessment: Theories, tests, and issues* (2nd ed., pp. 136–181). New York, NY: Guilford.
- McGrew, K. S., & Woodcock, R. W. (2001). *Technical manual. Woodcock-Johnson III*. Itasca, IL: Riverside.
- Muthén, L. K., & Muthén, B. O. (2012). *Mplus user's guide* (7th ed.). Los Angeles, CA: Author.
- Naglieri, J. A., & Das, J. P. (1997). *Cognitive Assessment System: Interpretive handbook*. Itasca, IL: Riverside.
- Nelson, J. M., & Canivez, G. L. (2012). Examination of the structural, convergent, and incremental validity of the Reynolds Intellectual Assessment Scales (RIAS) with a clinical sample. *Psychological Assessment*, 24, 129–140, doi:10.1037/a0024878
- Nelson, J. M., Canivez, G. L., Lindstrom, W., & Hatt, C. (2007). Higher-order exploratory factor analysis of the Reynolds Intellectual Assessment Scales with a referred sample. *Journal of School Psychology*, 45, 439–456, doi:10.1016/j.jsp.2007.03.003
- Niileksela, C. R., Reynolds, M. R., & Kaufman, A. S. (2012, December 17). An alternative Cattell-Horn-Carroll (CHC) factor structure of the WAIS-IV: Age invariance of an alternative model for ages 70–90. *Psychological Assessment*, Advance online publication. doi:10.1037/a0031175
- Oakland, T., & Hu, S. (1992). The top ten tests used with children and youth worldwide. *Bulletin of the International Test Commission*, 19, 99–120.
- Pfeiffer, S. I., Reddy, L. A., Kletzel, J. E., Schmelzer, E. R., & Boyer, L. M. (2000). The practitioner's view of IQ testing and profile analysis. *School Psychology Quarterly*, 15, 376–385.
- Prifitera, A., Saklofske, D. H., & Weiss, L. G. (2008). *WISC-IV clinical use and interpretation: Scientist-practitioner perspectives* (2nd ed.). San Diego, CA: Academic.
- Psychological Corporation. (1999). *Wechsler Abbreviated Scale of Intelligence*. San Antonio, TX: Author.
- Reise, S. P. (2012). The rediscovery of bifactor measurement models. *Multivariate Behavioral Research*, 47, 667–696, doi:10.1080/00273171.2012.715555
- Reynolds, C. R., & Kamphaus, R. W. (2003). *Reynolds Intellectual Assessment Scales*. Lutz, FL: Psychological Assessment Resources.
- Roid, G. (2003). *Stanford-Binet Intelligence Scales: Fifth Edition*. Itasca, IL: Riverside.
- Spearman, C. (1904). "General intelligence": Objectively determined and measured. *American Journal of Psychology*, 15, 201–293.
- Spearman, C. (1927). *The abilities of man*. New York, NY: Cambridge University Press.
- Stinnett, T. A., Havey, J. M., & Oehler-Stinnett, J. (1994). Current test usage by practicing school psychologists: A national survey. *Journal of Psychoeducational Assessment*, 12, 331–350.
- Watkins, C. E. Jr, Campbell, V. L., Nieberding, R., & Hallmark, R. (1995). Contemporary practice of psychological assessment by clinical psychologists. *Professional Psychology: Research and Practice*, 26, 54–60.
- Watkins, M. W. (2006). Orthogonal higher order structure of the Wechsler Intelligence Scale for Children—Fourth Edition. *Psychological Assessment*, 18, 123–125, doi:10.1037/1040-3590.18.1.123
- Watkins, M. W. (2010). Structure of the Wechsler Intelligence Scale for Children—Fourth Edition among a national sample of referred students. *Psychological Assessment*, 22, 782–787, doi:10.1037/a0020043
- Watkins, M. W. (2013). *Omega* [Computer software]. Phoenix, AZ: Ed & Psych Associates.
- Watkins, M. W., Wilson, S. M., Kotz, K. M., Carbone, M. C., & Babula, T. (2006). Factor structure of the Wechsler Intelligence Scale for Children—Fourth Edition among referred students. *Educational and Psychological Measurement*, 66, 975–983, doi:10.1177/0013164406288168
- Wechsler, D. (1991). *Manual for the Wechsler Intelligence Scale for Children—Third Edition*. San Antonio, TX: Psychological Corporation.
- Wechsler, D. (2003a). *Wechsler Intelligence Scale for Children—Fourth Edition*. San Antonio, TX: Psychological Corporation.
- Wechsler, D. (2003b). *Wechsler Intelligence Scale for Children—Fourth Edition: Technical and interpretive manual*. San Antonio, TX: Psychological Corporation.
- Wechsler, D. (2004). *Wechsler Intelligence Scale for Children—Fourth UK Edition*. London, England: Harcourt Assessment.
- Weiss, L. G., Keith, T. Z., Zhu, J., & Chen, H. (2013a). WAIS-IV and clinical validation of the four- and five-factor interpretative approaches. *Journal of Psychoeducational Assessment*, 3, 94–113.
- Weiss, L. G., Keith, T. Z., Zhu, J., & Chen, H. (2013b). WISC-IV and clinical validation of the four- and five-factor interpretative approaches. *Journal of Psychoeducational Assessment*, 3, 114–131.
- Weiss, L. G., Saklofske, D. H., & Prifitera, A. (2005). Interpreting the WISC-IV index scores. In A. Prifitera, D. H. Saklofske & L. G. Weiss (Eds.), *WISC-IV clinical use and interpretation: Scientist-practitioner perspectives* (pp. 71–100). New York, NY: Elsevier/Academic.
- Williams, P. E., Weiss, L. G., & Rolfhus, E. L. (2003). *Clinical validity* (WISC-IV Tech. Rep. No. 3). San Antonio, TX: Psychological Corporation.
- Woodcock, R. W., McGrew, K. S., & Mather, N. (2001). *Woodcock-Johnson III Psychoeducational Battery*. Itasca, IL: Riverside.